

Installation Guide

CTSBM006

BMW
 E90 3 Series Saloon
 E91 3 Series Touring
 E92 3 Series Coupe
 E93 3 Series Cabriolet
 E81 3 Door Hatchback
 E82 1 Series Coupe
 E87 1 Series 5 Door Hatchback
 E88 1 Series Convertible




HEAD UNIT REPLACEMENT INTERFACE

CAN-BUS STEERING WHEEL CONTROL AND REVERSE SENSOR INTERFACE


1 Remove original head unit




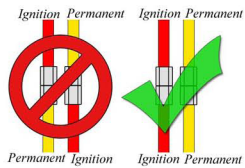
2 Aftermarket head unit



3

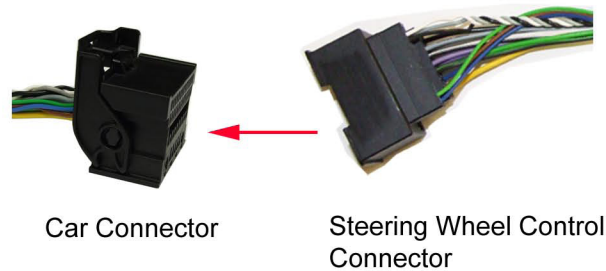


4



- A Pink Wire - Speedpulse
- B Purple/White Wire - Reverse
- C Yellow Wire - Permanent 12V
(Connect to fusebox or battery)
- D Green Wire - Park Brake

5



6

Complete installation of the aftermarket head unit



Please note that this product is NOT compatible with Amplified Systems