










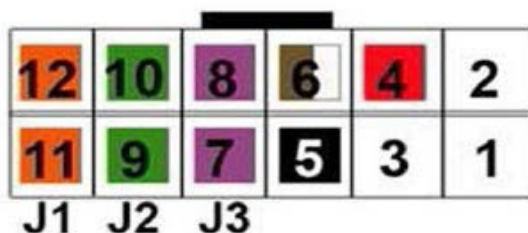
# Commande au volant Connects2 pour JVC

Configuration Assignments (1=Link made, 0=No Link)

J1	J2	J3	Systems	Connector
1	0	0	JVC	Jack/Key1
0	1	0	BEAT/Philips/Nakamichi	Key1
1	1	0	Clarion	Jack
0	0	1	Kenwood	Key1
1	0	1	Alpine	Jack
0	1	1	Panasonic	Key1
1	1	1	Sony/LG/Pioneer	Jack
1 (Pin12)	1 (Pin10)	0	Zenec	Key1
1	1	1	Chinese Learning Brands	Key1, Key2, GND

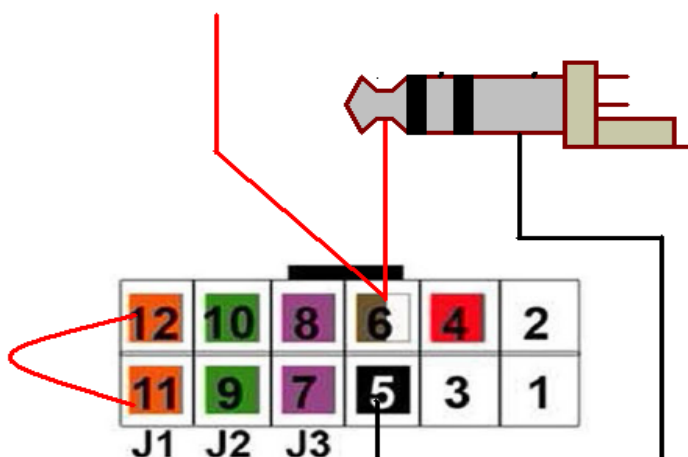
Pin Configuration

Pin 1	Description
1	Reserved
2	Reserved
3	Reserved
4	Analog 2 Swc 
5	GND Swc 
6	Analog 1 Swc 
7	Link J3 
8	Link J3 
9	Link J2 
10	Link J2 
11	Link J1 
12	Link J1 



Pour JVC

J1	J2	J3	Systems	Connector
1	0	0	JVC	Jack/Key1



Depuis 2011 2 possibilités de connexion de l'adaptateur de commande au volant soit par le Jack 3.5mm ou soit sur le fil BLEU-JAUNE marqué « STEERING WHEEL REMOTE ».