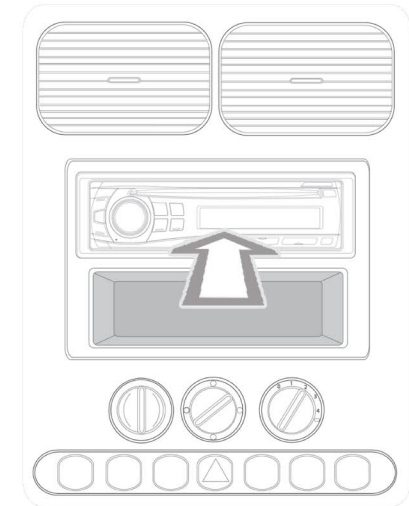
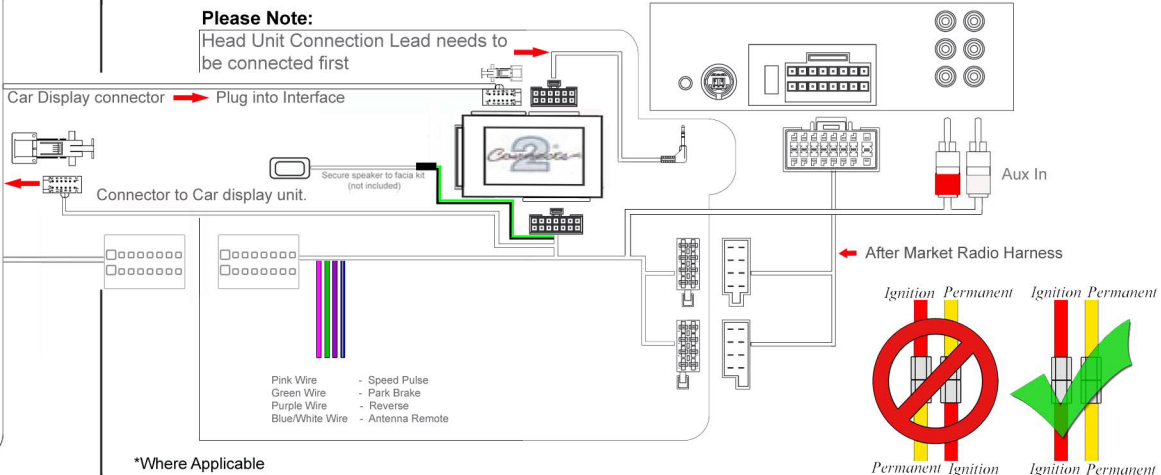
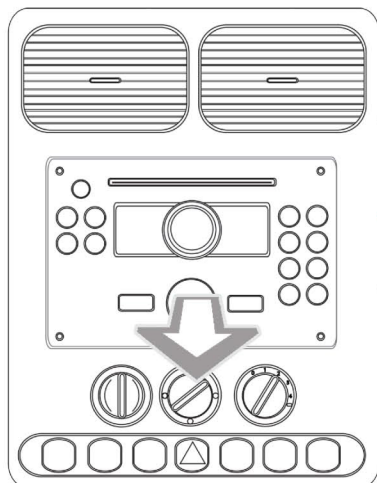


# Installation Guide

Part No: CTSMZ013.2 Mazda CAN-Bus Steering Wheel Control Interface



## Vehicle Compatibility:

BT-50 2012>

## Steering Wheel Control Functions



\* Note All Dates are guide lines only as specifications of vehicles change

# Installation Guide

Part No: CTSMZ013.2

Mazda CAN-Bus Steering Wheel Control Interface

## User guide to change the time and date



- 1 - Speech Button
- 2 - Select Right
- 3 - Select up
- 4 - Select left
- 5 - Select down

Single Press (**Button 1**) switches display on .  
Press & Hold **Speech Button (button 1)** for 2 seconds this will enable menu mode option.

Press (**Buttons 3/5**) Up/down till clock setting is selected.  
Then press (**Button 1**) to confirm.

To Adjust the clock use (**Buttons 3/5**),select the next option use (**Buttons 2/4**).and then press (**Button 1**) to confirm.

Press (**Buttons 3/5**) Up/down till set date is selected  
Then press (**Button 1**), to confirm.

To adjust the date use (**Buttons 3/5**) And to select the next option use (**Buttons 2/4**) .press (**Button 1**) to confirm.

When the time and date has been set,  
Press the **speech button(Button 1)** once to confirm.

**The menu option will time out after 15-20 seconds.**

