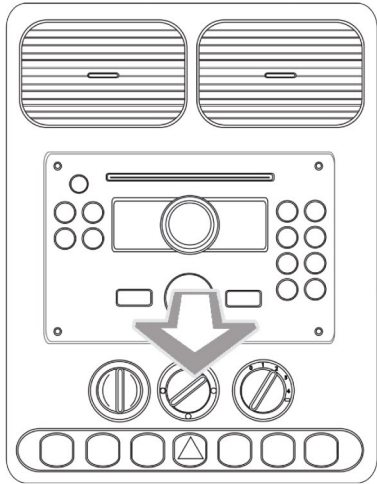


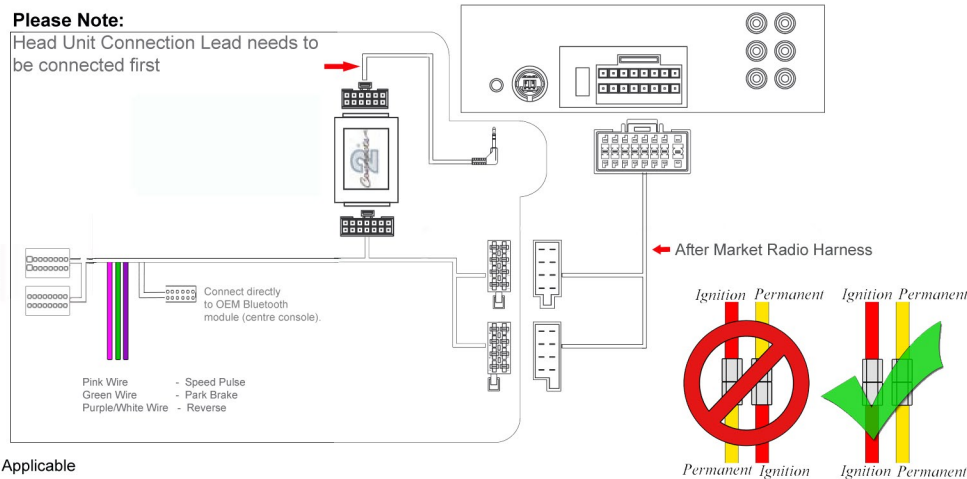
# Installation Guide

Part No: CTSHO006.2 Honda Can-Bus Steering Wheel Control Interface

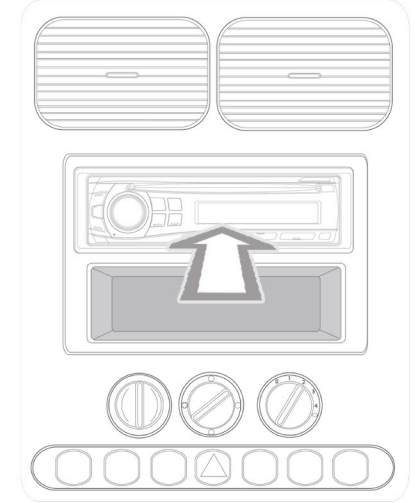


**Please Note:**

Head Unit Connection Lead needs to be connected first



\*Where Applicable



## Vehicle Compatibility:

- Civic 2012>
- Civic Tourer 2012>
- CR-V 2012>
- Fit 2014>

Phone button support  
Allows time/date to be changed from the steering wheel controls

## Steering Wheel Control Functions



\* Note All Dates are guide lines only as specifications of vehicles change

# User Guide

## Steering wheel control Interface



### Setting the Clock and Date

1. Press and hold 'MENU' to enter clock setting mode
2. Press CH + and CH - to toggle between hour, minute, date, month and year. The relevant character will flash when selected
3. To change the value, press Vol + and Vol -
4. Once the time and date has been set, press and hold 'MENU' to exit clock setting mode.

