

# Installation Guide

HEAD UNIT REPLACEMENT INTERFACE  
CAN-BUS STEERING WHEEL CONTROL AND REVERSE SENSOR INTERFACE


BMW  
E90 3 Series Saloon  
E91 3 Series Touring  
E92 3 Series Coupe  
E93 3 Series Cabriolet  
E81 3 Door Hatchback  
E82 1 Series Coupe  
E87 1 Series 5 Door Hatchback  
E88 1 Series Convertible

CTSBM006




...connecting to the aftermarket

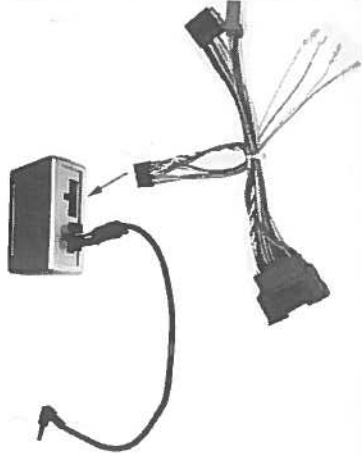
1 Remove original head unit



2 Aftermarket head unit



3




4

Ignition Permanent



Permanent Ignition



- A Pink Wire - Speedpulse
- B Purple/White Wire - Reverse
- C Yellow Wire - Permanent 12V  
(Connect to fusebox or battery)
- D Green Wire - Park Brake

5



Car Connector

Steering Wheel Control  
Connector

6 Complete installation of the aftermarket head unit



Please note that this product is NOT compatible with Amplified Systems

www.connects2.com